

# TECH NOTE 005


**ISSUE DATE:** 14-Dec-04  
**EXEDY REF:** 005  
**REVISED:** 18-Aug-05

## NISSAN X TRAIL FLYWHEEL REPLACEMENT

Instructions to replace dual mass flywheel with solid type flywheel.


The ring gear must be removed and refitted to solid flywheel.

1. Drill the heads off the six rivets on the gearbox side of flywheel, and then punch the rivets through the flywheel to release the top casting.




Step 1

2. Using a suitable wedge between the top casting and the ring gear gently knock off the top casting.



Step 2



3. Using a suitable punch gently knock off the ring gear.
4. Clean and refit old ring gear to the new flywheel, using heat shrink method.

### NOTE

Bevel/Chamfer edge of ring gear to face gearbox.