

TECH NOTE H

ISSUE DATE: 10-Dec-04
EXEDY REF: H
REVISED: 15-Aug-05

**GMH/NISSAN CLUTCH KIT NSK-6336,
NSK-6863, NSK- 6921**

NSK- 6336

Holden Astra LD 1.6 & 1.8 Ltr 87-89
Nissan Pulsar N13 1.6 & 1.8 Ltr 87-91

NSK-6897

Nissan N13 AND EXA 1.6LTR 2/87-12/87

NSK- 6863

Nissan EXA N13 1.8 Ltr 88-91

NSK- 6921

Nissan Pulsar N14 2.0 Ltr 6/92-95
Nissan Pulsar N15 2.0 Ltr 10/95-on

PROBLEM: EXCESSIVE FREE TRAVEL AND CLUTCH NON RELEASE

ANSWER

1. Check for indications of heavy pedal
 - Excessive firewall flexing or cracking
 - Bearing nose cone slide - front of gearbox
2. Excessive free travel

Note: In the event these procedures are followed and no release of drive plate is obtained, then use the following procedures.

- a) Remove clutch cable bracket (refer Fig A)
- b) Measure and drill two mounting holes approximately 5mm from existing holes towards outer edge. (1)

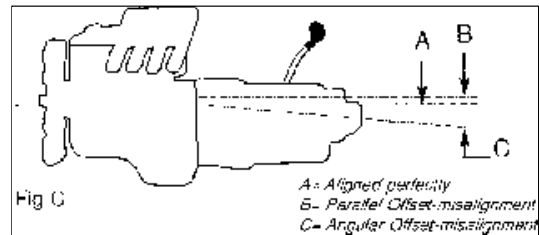
WARNING

Holes must not be elongated (i.e. filed longer) as this may lead to eventual failure. The bracket must be drilled concentrically parallel to the original holes.

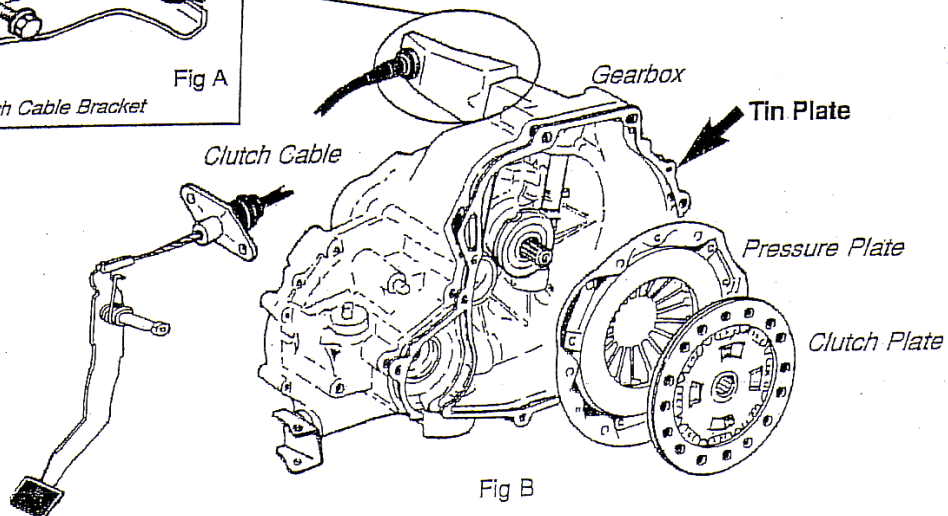
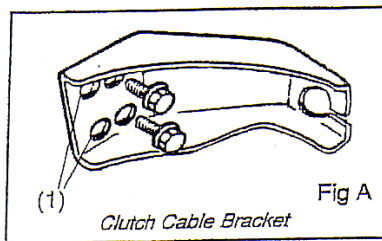
PROBLEMS: PREMATURE CLUTCH FAILURE CAUSED BY MISALIGNMENT (FIG C).

ANSWER

The tin plate located between the motor and the gearbox surfaces (as shown below with use of arrow Fig B) must be cleaned and aligned perfectly on the dowel pins and bolts when mating gearbox to motor.



Any misalignment will result in damage of side plate, springs and hub of the clutch disc. This will lead to total clutch failure.



www.exedy.com.au

EXEDY
EXEDY AUSTRALIA PTY LTD